

Where are you on the Continuum?



Shakeel Kadri, CCPS
CCPS CEO and Executive Director
shakeel@aiche.org



Louisa Nara, CCPSC
CCPS Global Technical Director
louna@aiche.org



Dr. Henri Braun
Vice President, Operational Excellence
HPCL-Mittal Energy Ltd., INDIA

What We Heard



Shakeel Kadri, CCPS
Executive Director
shakeel@aiche.org

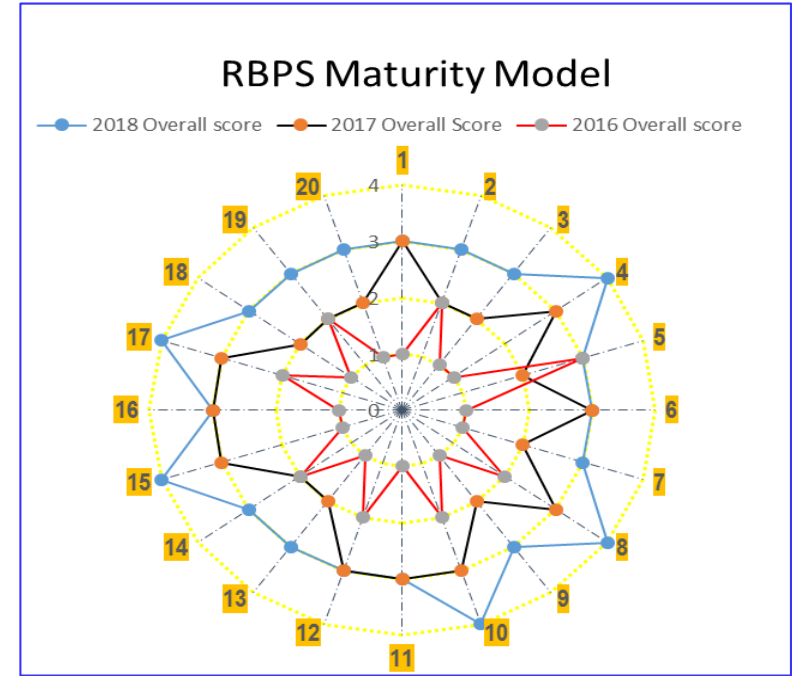
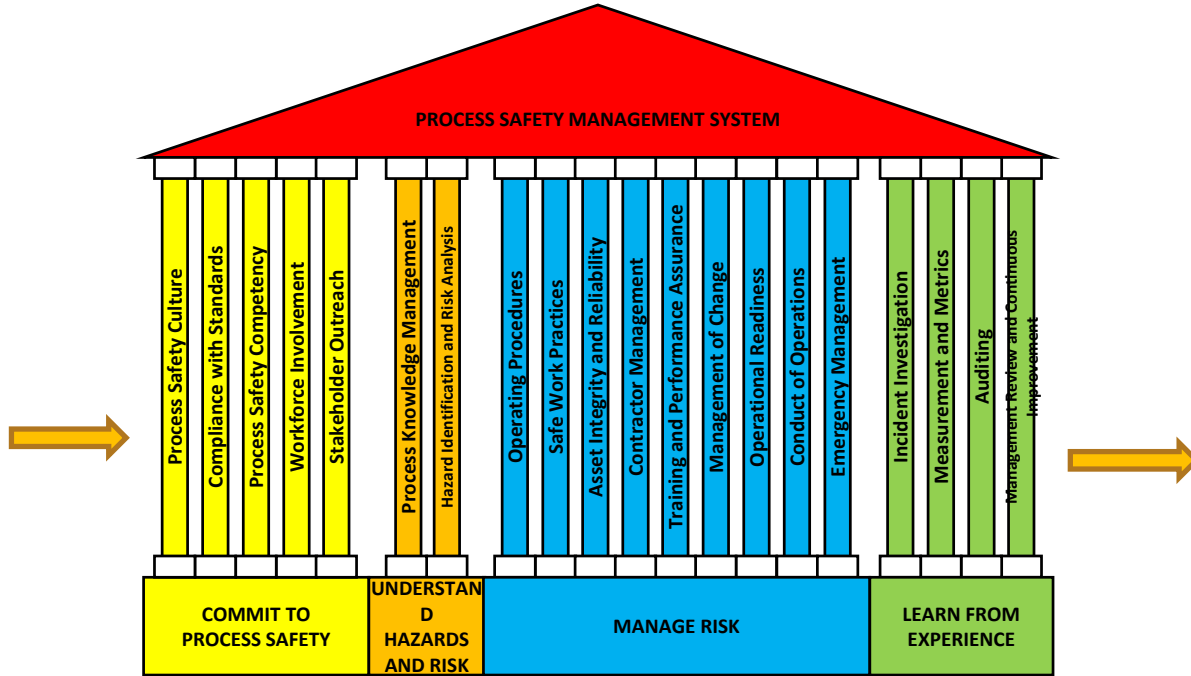
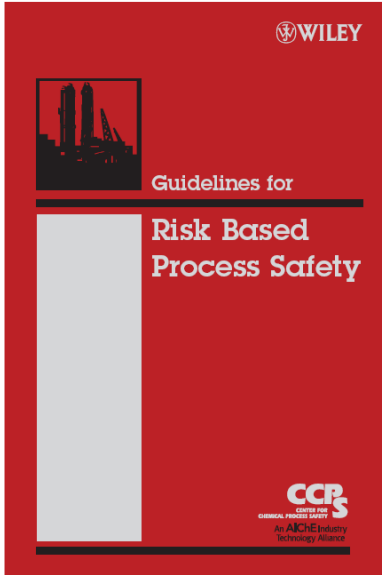
What We Heard

- Insert Shakeel's Slides Here from Planning Committee meeting
- How do we measure up against others in the region, in the world?
- What areas should we work on for improvement?
- Where are the highest risks in our program?
-
-
-

What We Heard

- Insert Shakeel's Slides Here from Planning Committee meeting
- How does this tie into Bench Marking?
-
-
-

Why Risk Based Maturity Model?




Assessing Maturity

Advancing Vision 20/20

Improving performance

Objectives of the RPBS Maturity Model

- The RBPS Maturity Assessment Program is intended to evaluate the status of documented process safety system at a site and the effectiveness of field implementation.
- Based on the assessment, the site / company will be able to identify gaps in their process safety system against each RBPS element.
- The Maturity Assessment will provide a snapshot of Maturity (Overall & element wise) for the process safety system by comparing the site / company with the CCPS RBPS Maturity Model.
- The program can be viewed as a step change towards improving process safety performance.



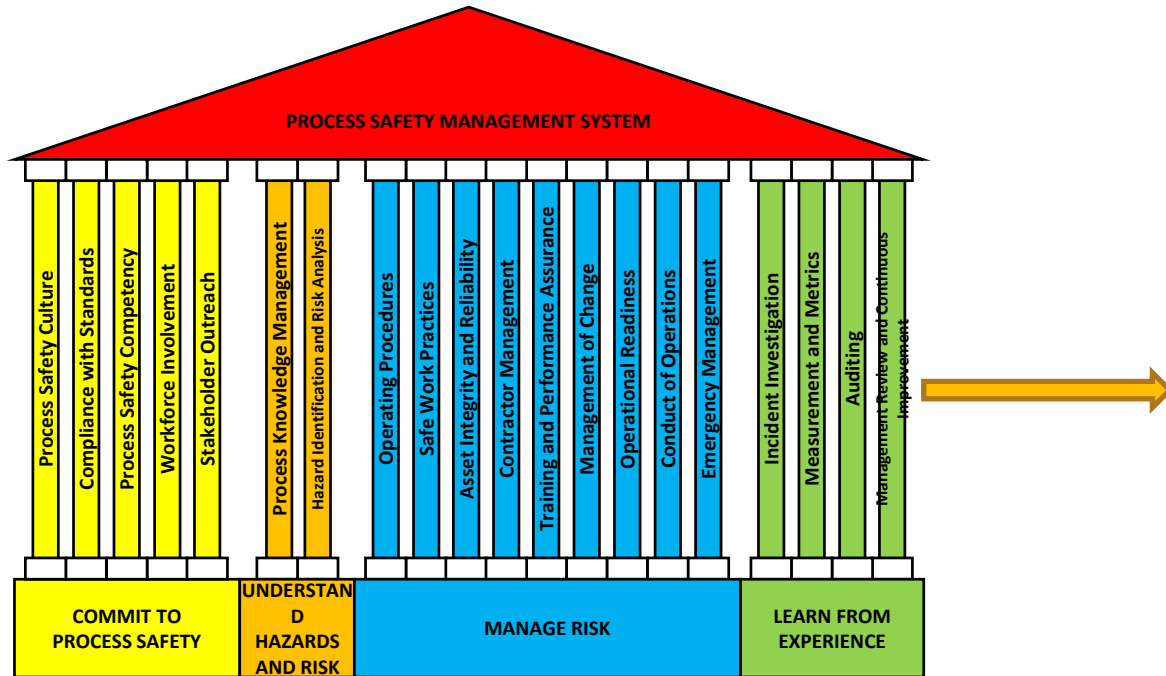
Ideal
Process Safety
RBPS Maturity Program Protocol
100 out of 100

How it Works



Louisa Nara, CCPSC
CCPS Global Technical Director
louna@aiche.org

Maturity Model Structure



Requirements for each RBPS elements:

- Key principles and essential features (Requirements)
- Possible work activities (Objective evidences)
- Possible metrics (Measurement)

Maturity protocol developed by CCPS on each RBPS element:

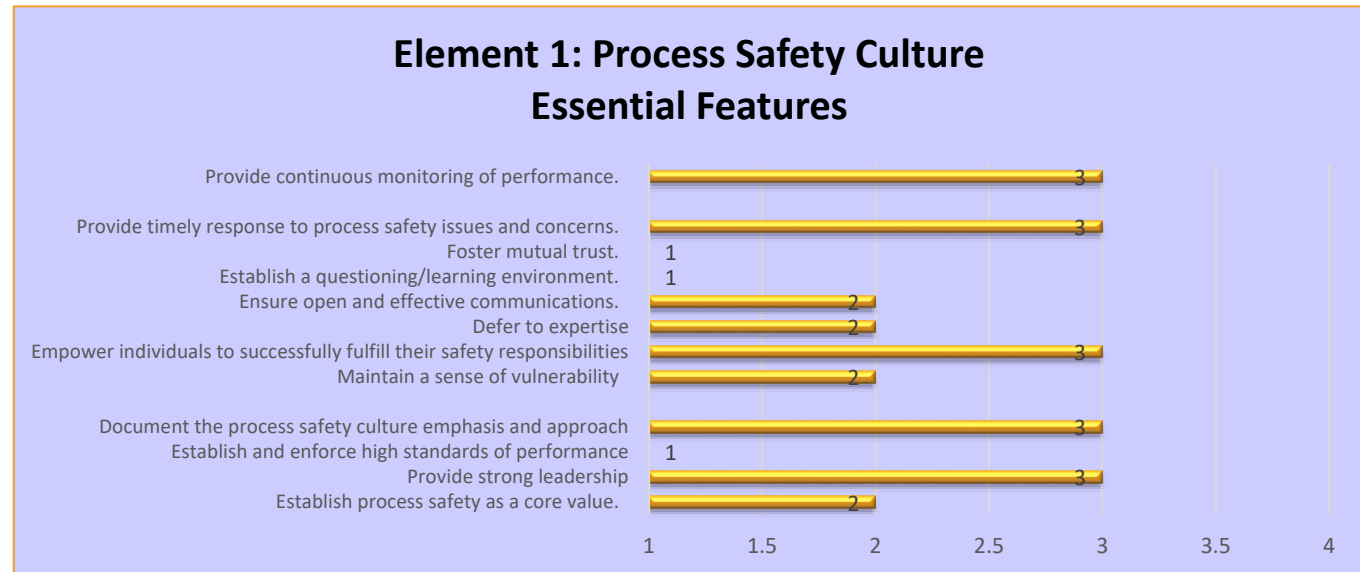
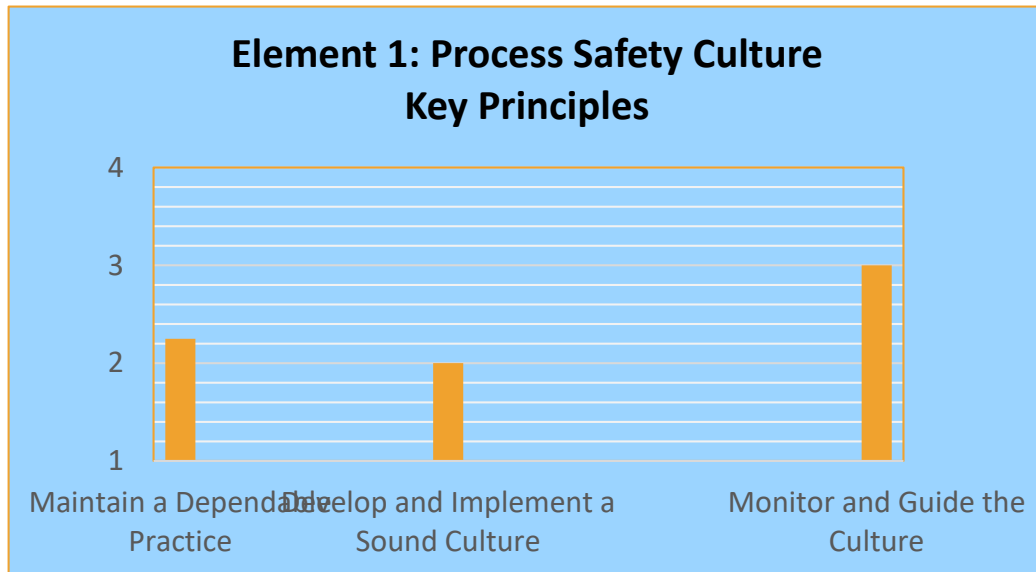
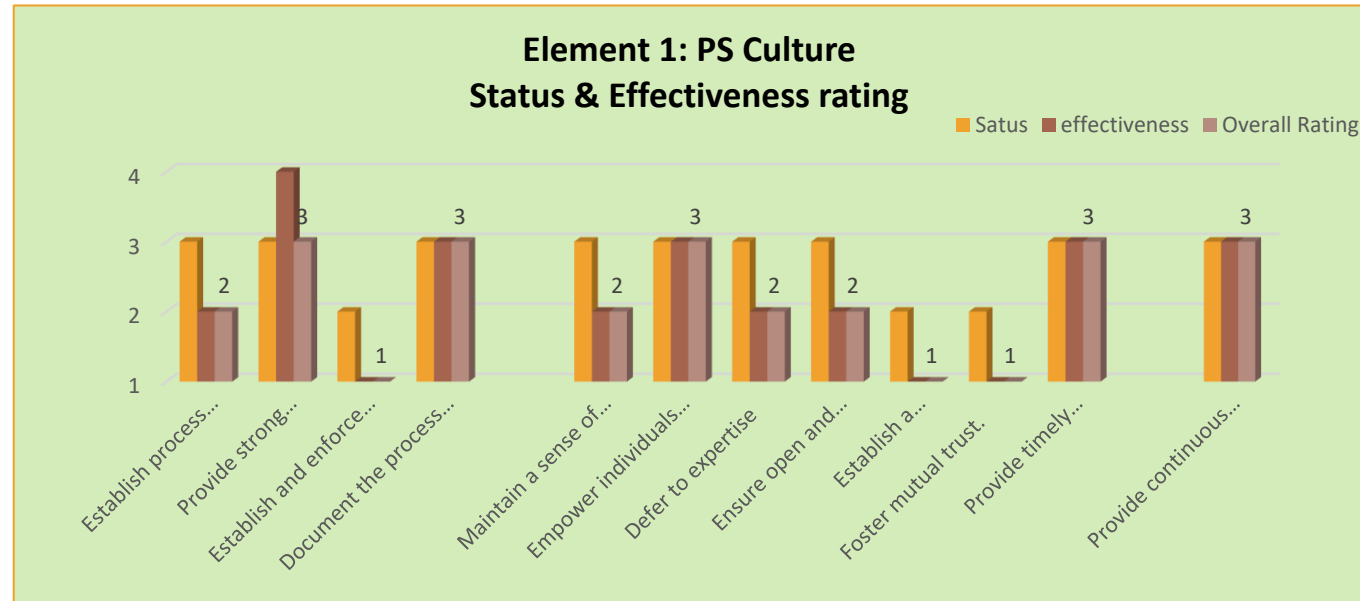
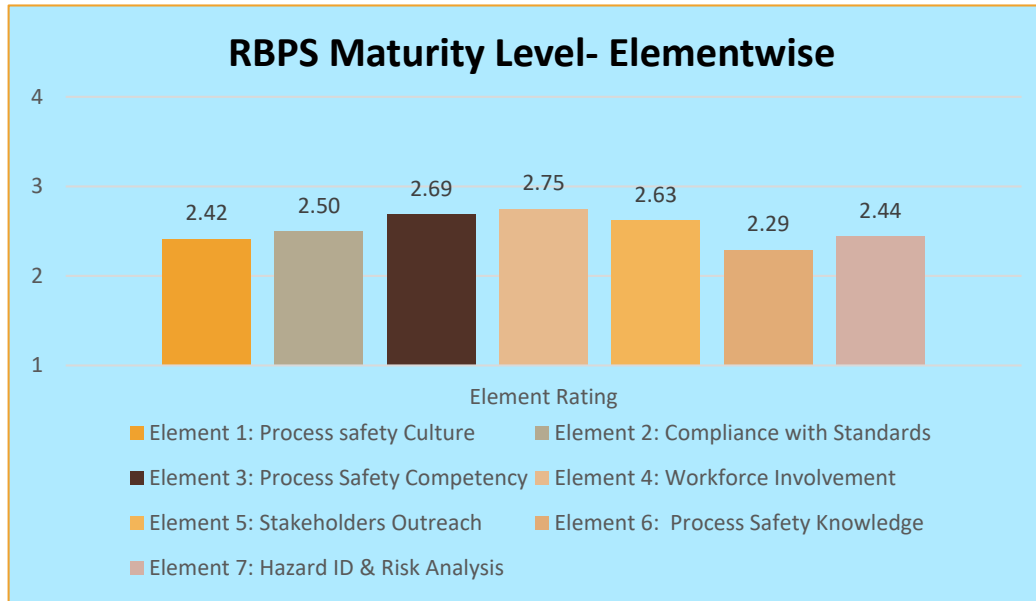
- Maturity rating from 1 to 4 indicating the element status with 4 being the most mature
- Maturity rating from 1 to 4 indicating the element effectiveness with 4 being the most effective

Process Safety Culture Element

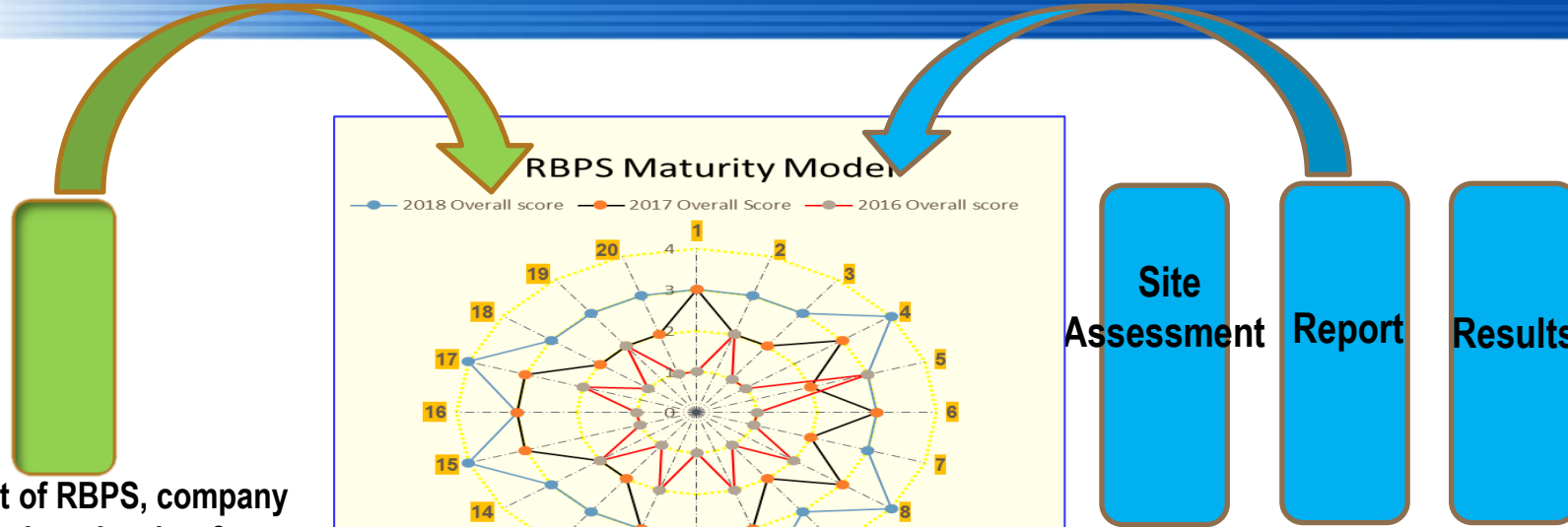
Key Principles		Essential Features (Requirements)	
Maintain a Dependable Practice		Establish process safety as a core value. Provide strong leadership. Establish and enforce high standards of performance. Document the process safety culture emphasis and approach.	
Develop and Implement a Sound Culture		Maintain a sense of vulnerability. Empower individuals to successfully fulfill their safety responsibilities. Defer to expertise. Ensure open and effective communications. Establish a questioning/learning environment.	
Essential Features		Work Activities (Objective Evidences)	
Monitor and Guide	Establish process safety as a core value	1. Clearly state the importance of process safety in a high level vision statement and in supporting policy documents. Provide a clear vision of what process safety means to the organization and what success would look like. 2. Ensure that process safety receives emphasis properly balanced against other organizational objectives, such as production, quality, and so forth. 3. Speak frequently and consistently to all levels of the organization about process safety.	
	Provide strong leadership	1. Educate managers in process safety culture, vision, standards. 2. Demonstrate personal values, priorities, and concerns about, measured, commented on, praised, or criticized. 3. Require that responsibility and accountability for process safety be clearly defined and understood by all levels of the organization.	
	Establish and enforce high standards of performance	1. Document how the organization approaches evaluation and improvement of process safety performance.	
	Document the process safety culture emphasis and approach.	1. Ensure that all staff are adequately educated on, and understand, the organization's process safety philosophy and standards. 2. Ensure that all staff are adequately educated on, and understand, the organization's process safety standards and procedures. 3. Ensure that lessons learned from investigations of incidents and near misses are broadly, frequently, and effectively shared. 4. Monitor for, and combat, organizational overconfidence and complacency.	
Key Principles		Metrics (Measurement)	
Maintain a Dependable Practice		1. Frequency with which upper managers visit the worksite, or percentage of the scheduled visits that actually take place. 2. Percentage of managers and supervisors trained on the importance of, and approaches to create and reinforce, a sound process safety culture. 3. Percentage of meetings that address process safety and include active participation by a member of upper management. 4. Percentage of employees receiving either rewards or corrective actions related to the quality of their fulfillment of process safety responsibilities. 5. Performance metrics for other RBPS elements. 6. Relative frequency and emphasis of process safety-related topics and other topics such as cost, quality, and production in management communications.	
Execute activities that help maintain and enhance PS competency		1. Number of open recommendations (from risk analyses, incident investigations, audits, safety suggestions). 2. Number of near misses and incidents reported each month. 3. Typical, and maximum, durations for completing an incident investigation and issuing the report. 4. Percentage of near misses and incidents identified as being caused by unsafe acts or shortcuts. 5. Number of meetings addressing process safety that are conducted per year. 6. Percentage of the required attendance achieved for meetings addressing process safety. 7. Frequency with which relevant process safety statistics are shared with the organization. 8. Average response time to the resolution of a process safety suggestion. 9. Number of process safety suggestions reported each month. 10. Percentage of employees participating in the process safety suggestion program each month. 11. Manager attendance at management review meetings.	
Evaluate and share results		1. Frequency with which relevant process safety metrics are prepared and shared with leadership. 2. Results of periodic employee attitude or perception surveys.	

Maturity model

Element 1: Process Safety Culture

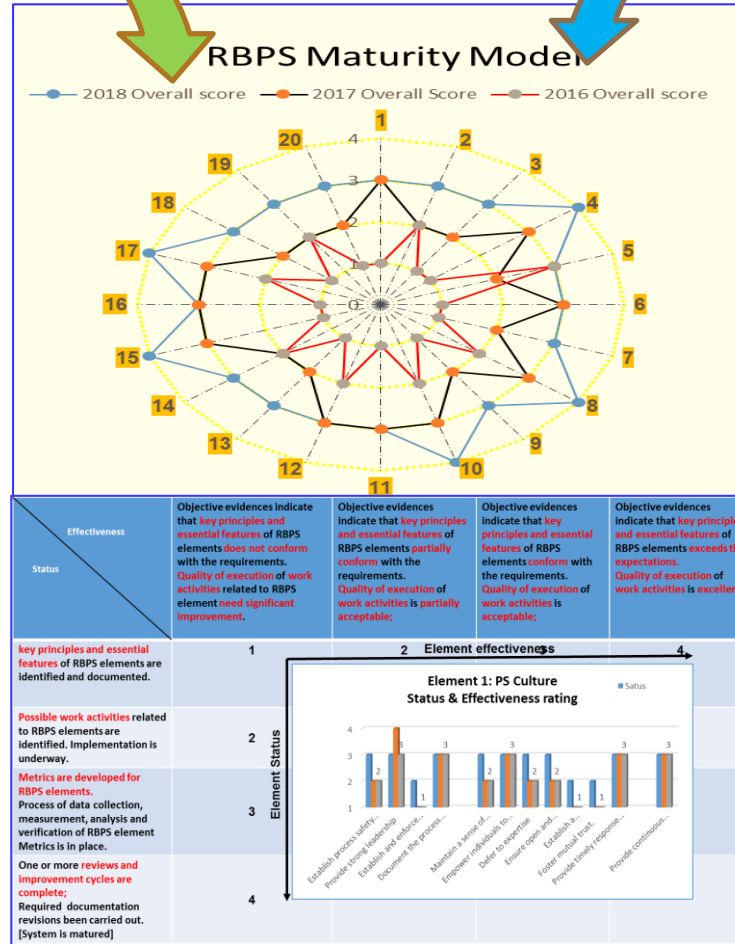


Discussion / Feedback



For each element of RBPS, company is expected to design, develop & implement:

- Key principles and essential features (Requirements)
- Possible work activities (Objective evidences)
- Possible metrics (Measurement)



Site Assessment Report Results

- On site assessment and verification of programs based on RBPS Assessment Protocols
- Documentation evaluated, ratings provided, gaps identified
- Recommendations made for improvement based on GL RBPS, regulations and company vision

CCPS RBPS Maturity Model

- Assessment by competent individuals
- Independence, impartial assessments
- Provide technical rigor

Observations From the Pilot Program



Dr. Henri Braun

Vice President, Operational Excellence
HPCL-Mittal Energy Ltd, INDIA



HMEL PSM MODEL



04
Foundation
Blocks &
16 Elements

Blend of OSHA &
CCPS – Risk
Based Process
Safety (RBPS)
philosophy

